



40" MINI TRAMPOLINE

MODEL# 9003MT
PRODUCT MANUAL - VERSION 03.16.02

FOR AGES:

13+

WEIGHT LIMIT:

250 Lbs
114 Kgs

ADULT(S) NEEDED:



WARNING/ADVERTENCIA

- Do not allow more than one person on this product at any time.
- Children must be supervised by an adult at all times.
- Not recommended for children under 13 years of age.
- The contents of this package are not suitable for children under 3 years of age. Contains small parts which may cause choking.
- ADULT ASSEMBLY REQUIRED.

CUSTOMER SERVICE

-  GQBrands.com
-  CustomerService@gqbrands.com
-  1-866-498-5269
-  4009 Distribution Dr, Suite 240
Garland, TX 75041

CUSTOMER SERVICE INFORMATION

Thank you for purchasing: **40" MINI TRAMPOLINE**

MODEL# 9003MT

At Global Quality Brands®, we want all of our customers to be completely satisfied with their purchase. Please take time to review the contents of the product you have just received to make sure that all of the parts are included. If you find that any parts are missing or damaged, we will happily provide replacement parts at no charge within 30 days of purchase.

Please keep in mind that for select damaged part replacement requests, we will require a photo for submission.

If you request replacement parts, please be sure to include the following information in your correspondence:

YOUR NAME:

YOUR MAILING ADDRESS:

YOUR EMAIL ADDRESS:

PRODUCT NAME:

PRODUCT MODEL #:

PART # (Located In Manual)

RETAILER WHERE YOU PURCHASED PRODUCT:

DATE OF PURCHASE:

ORDER # (If Available)

SERIAL#:

QUANTITY NEEDED:

PICTURE OF DAMAGED PART(s) SUBMIT VIA Email, Fax, or Mail

To order these parts, or if you have any other questions or concerns about this GQ Brands product, please contact us at

www.JamzFitness.com

Global Quality Brands®

Phone: 1-866-498-5269

Email: customerservice@gqbrands.com

4009 Distribution Dr, Suite 240

Garland, TX 75041

Sincerely,
Customer Service

LIMITED WARRANTY

Global Quality Brands® warrants this product to be free from defects in workmanship and materials under normal use and conditions for a period of 90 DAYS FROM THE DATE OF ORIGINAL PURCHASE. This Limited Warranty is not transferable and is available only for the original purchaser of the Product. The Company's obligation under this warranty is limited to replacing or repairing the Product, at the discretion of the company.

All warranty coverage extends only to the original retail purchaser from the date of purchase, GQ Brands obligation under this warranty is limited to replacing or repairing, at Global Quality Brands® option. All products for which a warranty claim is made must be received by Global Quality Brands® and accompanied by sufficient proof of purchase (photocopy of the original store receipt, indicating the date of purchase). All freight and handling fees are the responsibility of the consumer to pay, both to and from Global Quality Brands®. All warranty claims must be preauthorized by Global Quality Brands® pre-authorization can be obtained by calling 866-498-5269.

This warranty does not cover ordinary wear and tear, weathering, failure to follow directions, improper installation, improper maintenance, or acts of nature, (such as damage caused by wind, lightning, snow, water, or ice) weather damage, damage caused by unauthorized repair work or damage caused by improper use of the products are not covered by the product warranty. No other warranty beyond that specifically set forth above is authorized by GQBrands®.

GLOBAL QUALITY BRANDS® IS NOT RESPONSIBLE OR LIABLE FOR INDIRECT, SPECIAL OR CONSEQUENTIAL DAMAGES ARISING OUT OF OR IN CONNECTION WITH THE USE OR PERFORMANCE OF THE PRODUCT OR OTHER DAMAGES WITH RESPECT TO ANY ECONOMIC LOSS, LOSS OF PROPERTY, LOSS OF REVENUE OR PROFITS, LOSS OF ENJOYMENT OR USE, COST OF REMOVAL, INSTALLATION OR OTHER CONSEQUENTIAL DAMAGES. SOME STATES DO NOT ALLOW THE EXCLUSION OR LIMITATION OF INCIDENTAL OR CONSEQUENTIAL DAMAGES. ACCORDINGLY, THE ABOVE LIMITATION MAY NOT APPLY TO YOU. THE WARRANTY EXTENDED HEREUNDER IS IN LIEU OF ALL OTHER WARRANTIES AND GLOBAL QUALITY BRANDS®, SPECIFICALLY DISCLAIMS ANY IMPLIED WARRANTY OF MERCHANTABILITY OR FITNESS FOR A PARTICULAR PURPOSE IS LIMITED IN ITS SCOPE AND DURATION TO THE TERMS SET FORTH HEREIN. SOME STATES DO NOT ALLOW LIMITATION ON HOW LONG AN IMPLIED WARRANTY LASTS. ACCORDINGLY, THE ABOVE LIMITATION MAY NO APPLY TO YOU. THIS WARRANTY GIVES YOU SPECIFIC LEGAL RIGHTS. YOU MAY ALSO HAVE OTHER RIGHTS, WHICH VARY FROM STATE TO STATE.

WHILE EVERY ATTEMPT IS MADE TO ENSURE THE HIGHEST DEGREE OF PROTECTION IN ALL EQUIPMENT, WE CANNOT GUARANTEE FREEDOM OF INJURY. THE USER ASSUMES ALL RISK OF INJURY DUE TO USE. ALL MERCHANDISE IS SOLD ON THIS CONDITION, WHICH NO REPRESENTATIVE OF GQ BRANDS® CAN WAIVE OR CHANGE.



IMPORTANT MESSAGE

WARNING - PLEASE READ

ADULT ASSEMBLY REQUIRED

CHOKING HAZARD - Small Parts

NOT for children under 3 years of age.

WARNING:

While every attempt is made to ensure the highest degree of protection in all equipment, we cannot guarantee freedom from injury. The user assumes all risks of injury due to use. All merchandise is sold on this condition, which no representative of the company can waive or change.

WARNINGS

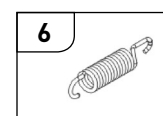
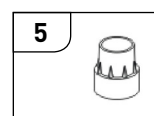
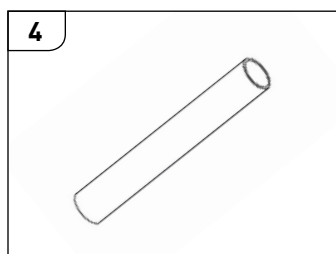
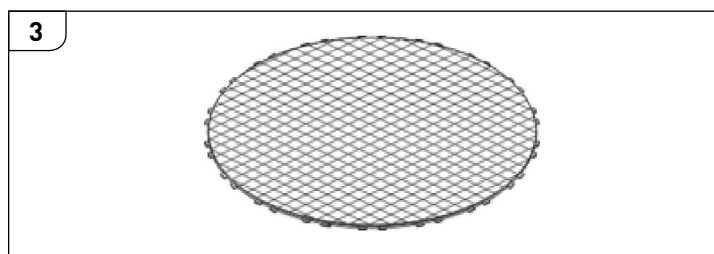
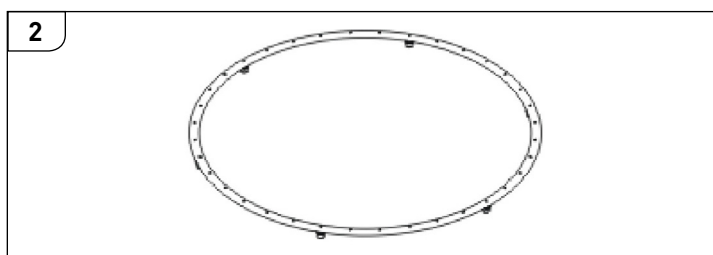
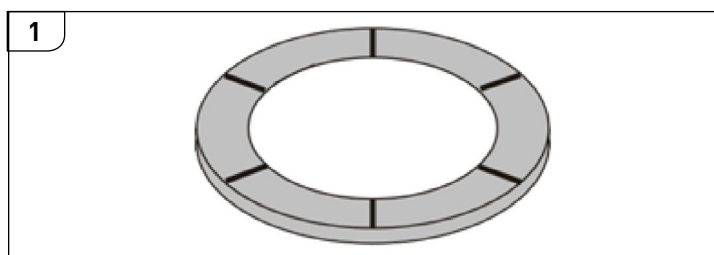
Please read these warnings and the information in this manual in its entirety.

Failure to comply with the following instructions may increase the risk of serious injury and/or death:

- This unit is designed only for jogging in place and similar bounding exercises.
- Not recommended for children under 13 years of age.
- Maximum weight limit: 250lbs. (114kgs)
- Children MUST NEVER use the trampoline unless supervised by a responsible adult with knowledge of trampoline use. DO NOT leave children unattended at any time.
- Caution and care must be taken in underneath a light fixture or ceiling fan.
- The contents are not suitable for children under 3 years. This product contains small parts, which may cause choking.
- This trampoline is designed for one user only. Do not let more than one person use this product at the same time.
- Immediately discontinue use if any breakage to the frame assembly or springs are found. Failure to do this may result in injury and/or further damage to the product.
- This trampoline is only designed for normal residential use. It is NOT intended for commercial applications and/or in public areas such as schools, parks, day cares, commercial/communal gyms, etc.
- When in use, your trampoline must be placed at a safe distance from any vertical or horizontal obstructions, such as stairways/stairwells, power lines, ceiling fans, pools, walls, overhead or wall light fixtures, windows, furniture, appliances, etc. Keep on a level surface.
- NEVER place trampoline for use on or near hard surfaces such as patios, driveways or gravel paths, or place near power lines, bodies of water, buildings, walls, roadways, unlevelled ground or other hazards.
- Indoor use – position so that there is sufficient ceiling height. Never position trampoline
- Outdoor use – position well away from water on flat firm ground; ideally grass. Never position on or near hard surfaces such as patios or driveways, or position trampoline close to buildings, walls or roadways.
- DO NOT store trampoline outdoors or where exposed to moisture or extreme temperatures.
- Ensure area under and around trampoline is clear of any toys/obstacles that may cause injury. Do not allow small children or pets to crawl or hide under the trampoline.
- DO NOT wear glasses or helmets when using the trampoline.
- DO NOT store items, playthings, or place any obstructions underneath the trampoline mat.
- Users should not wear clothing, jewelry, or anything could catch or snag on the product (e.g. loose clothing, cords, shoulder bags).
- DO NOT fall or bounce on your knees. This can cause injury.
- DO NOT somersault. This can cause serious injury resulting in paralysis or death.
- DO NOT allow infants or animals to crawl underneath the trampoline mat.
- DO NOT use or allow use of the trampoline under the influence of any substance or medication which may impair the supervisor's or jumper's judgment and/or coordination.
- Users should stand or bounce as near to the center of the mat as possible. Bouncing or standing near the edge of the trampoline could cause the frame to tip over or damage the mat/springs.
- Do not allow small children to wander into the play area where the trampoline is in use.
- ALWAYS secure the trampoline against unauthorized and unsupervised use.
- ALWAYS wear socks when using the trampoline
- Before each use, inspect and replace any worn, defective or missing parts. It is important to check the trampoline to ensure the frame is steady and all parts are in good condition.
- Before each use, make sure the frame padding is in place with the springs and frame fully covered.
- AVOID bouncing too high. Maintain safe control at all times.
- Mount and dismount the trampoline with care as injury may result.
- ALWAYS make sure to store your trampoline safely, where it will not present a tripping or obstacle hazard.
- ALWAYS jump in the middle of the trampoline mat.
- Dispose of all packaging materials safely and per local ordinance.

PARTS LIST

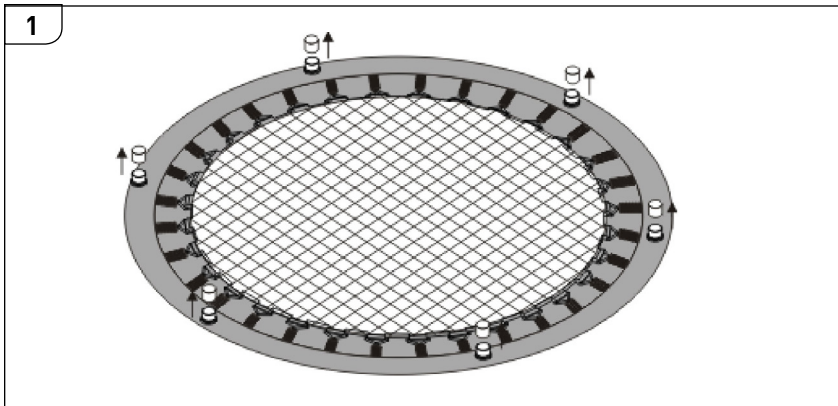
Part #	Description	QTY	Part#	Description	QTY
1	Frame Pad	x1	4	Legs	x6
2	Top Rail with Rubber Caps	x1	5	Leg Caps	x6
3	Trampoline Mat	x1	6	Springs	X36



TRAMPOLINE PLACEMENT WARNINGS

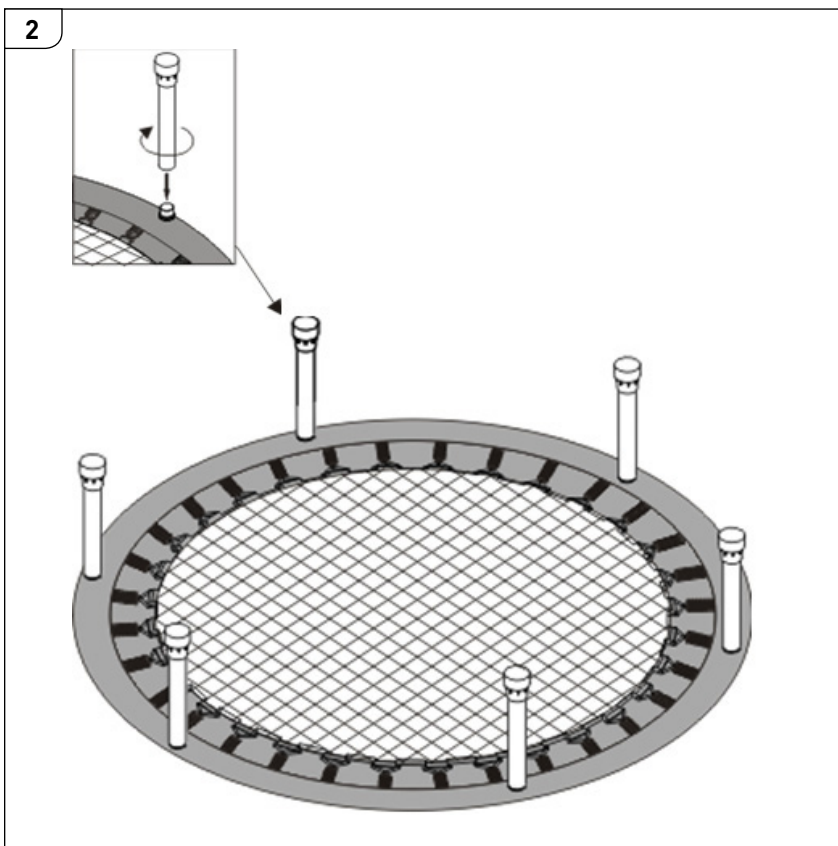
- Make sure the trampoline is placed on a stable and level surface.
- Make sure the trampoline area is well lit.
- Make sure the trampoline there are no obstructions above, beneath, or around the trampoline. In the interest of your safety, it is important that you read both the safety notice and the assembly instructions carefully before using or allowing use of this product.
- Ensure the feet are firmly secured and the frame pad covers the springs before each use.
- If you do not follow these guidelines, the user acknowledges responsibility for the increased risk of serious injury.
- The recommended overhead clearance is a minimum of 12 feet (3.7m) from any and all ceilings, overhead cables, ceiling fixtures or hard surfaces. In terms of horizontal clearance, ensure that potentially hazardous objects and conditions are located at a recommended minimum of 15 feet away from the trampoline (including but not limited to: electric cables, roadways, outdoor equipment, furniture, appliances, vehicles, lighting, walls, tree limbs, shelving, any overhangs, etc.) and no potentially hazardous conditions exist nearby (including but not limited to: stairwells, pools/hot tubs, any bodies of water, uneven or drop-off ground levels, etc.)

ASSEMBLY INSTRUCTIONS



STEP 1:

Remove the Rubber Caps from leg base before placing legs onto trampoline



STEP 2:

Twist Legs onto the threaded grooves on the Mini-trampoline until they are secure. DO NOT over tighten.

FREQUENTLY ASKED QUESTIONS

- Question: "One of my trampoline legs has broken" or "The trampoline padding or mat is damaged, how do I replace it?"

Answer: If you are still within your warranty period (90 days from initial purchase) You should contact customer service. You can also purchase select replacement parts at:
www.GQBrands.com

- Question: "I had a part missing from my box" or "something was damaged during assembly, can you send it to me?"

Answer: If it has been 30 days or less from the date of your initial purchase, you can contact customer service for a replacement part to be issued.

- Question: "How do I remove the black caps on the frame of the trampoline?"

Answer: Please refer to page seven of this manual for instructions on how to remove the leg cap covers from the trampoline frame.